



# Caledonian

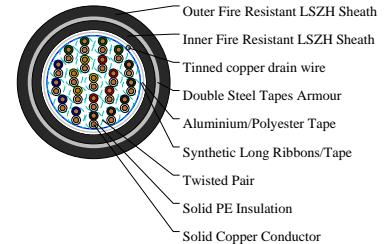

## Railway Cables

www.caledonian-cables.com

marketing@caledonian-cables.com

### K24 LSZH Subway Signalling Cables

RS/K24-2Y(L)HBH-21P0.6



### APPLICATIONS

The cables are designed for remote control and teletransmission in underground railway networks. The cables can be laid in channel, cable tray, or on hook supports, along suburban railway lines electrified at maximum 1500V DC.

### STANDARDS

AFNOR NF F 55-624

### CABLE CONSTRUCTION

Conductors: Solid copper conductor

Insulation: Polyethylene insulation.

Cabling Element: Each two conductors are twisted together to form a pair.

Stranding: For cables less than 15 pairs, pairs are helically stranded in concentric layers to form the cable core. For cables from 21 to 112 pairs, pairs are stranded in concentric layers or bundles to form the cables core.

Core Wrapping: One or more synthetic long ribbons or tapes are arranged on the cable core.

Screen: Aluminium/Polyester tape.

Drain Wire: A tinned copper drain wire, 0.5mm nominal diameter.

Inner sheath: Fire retardant LSZH.

Armour: one or more tape(s) is (are) helically applied with overlap on the screen to form a bedding, and double steel tapes armour with a halogen-free fire retardant outer sheath are applied on the bedding.

Outer Sheath: Fire retardant LSZH.

### PHYSICAL AND THERMAL PROPERTIES

Minimum Bending Radius: 7.5XOD (unarmoured); 10XOD (armoured)

Temperature Range: -40°C to +60°C (during operation); -20°C to +50°C (during installation)

### Electrical Properties

Electrical Characteristics at 20°C:

Nominal Conductor Diameter: 0.6 mm

Minimum Insulation Resistance: 5000 MΩ.km

Maximum Operating Voltage: 200 V



**Caledonian**

Railway Cables

www.caledonian-cables.com

marketing@caledonian-cables.com

Maximum Permissible Current: 0.35 A

**DIMENSION AND PARAMETERS**

| No. of Pairs | Conductor Diameter | Nominal Diameter over Insulation | Nominal Inner Sheath Thickness | Nominal Outer Sheath Thickness | Nom. Overall Diameter | Approx. Weight |
|--------------|--------------------|----------------------------------|--------------------------------|--------------------------------|-----------------------|----------------|
|              | mm                 | mm                               | mm                             | mm                             | mm                    | kg/km          |
| 21           | 0.6                | 0.96                             | 1                              | 1.2                            | 18                    | 450            |



Acid & Alkaline Resistant



Fire Retardant  
NF C32-070-3.2(C1)  
IEC60332-3-24/EN50266-2-4



Flame Retardant  
NF C32-070-3.1(C2)  
IEC60332-1-2/EN50265-2-1



Impact Resistant



Laid In Ducts



Low Corrosivity  
IEC60754-2/EN50367-2-2/3  
NF C32-074/NF C20-453




Low Smoke Emission  
IEC 61034-2 / EN 50268-2  
NF C32-073/NF C 20-992



Low Toxicity



Mineral Oil Resistant



Zero Halogen  
IEC 60754-1/EN 50267-2-1  
NF C20-454